



APPLICATIONS

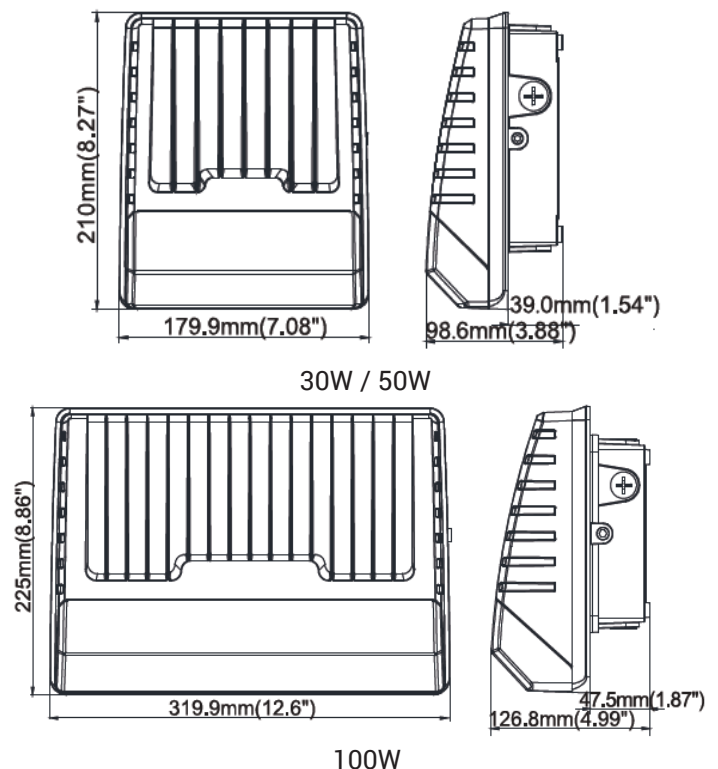
- Building exteriors
- Commercial stores
- General Lighting
- Area Lighting
- Task Lighting
- Walkways
- Low/Medium Mounting

The WPL Series is best suited for outdoor low to medium mounting wall pack lighting applications. Utilizing high-performance LED's and visually aesthetic construction, this fixture is a great solution for replacing any older style HID wall lights.

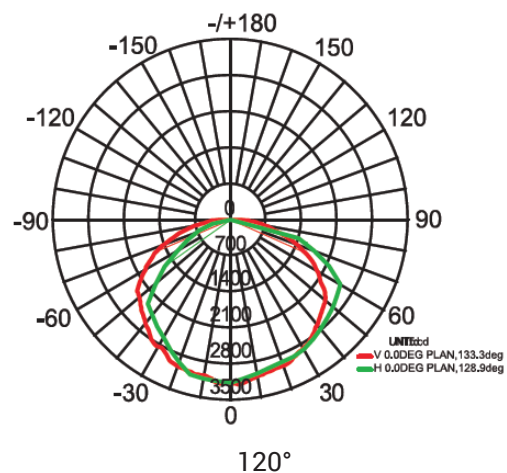
TECHNICAL SPECIFICATIONS

VOLTAGE	120-277V / 347-480V
POWER FACTOR	≤95%
LED LUMINOUS EFFICIENCY	120 lm/w
MAX LUMEN OUTPUT	12,000 lm
COLOUR TEMPERATURE	3000k-57000k
COLOUR RATING INDEX	Ra>80
LENS	Poly-Carbonate
PROTECTION	IP 65
FREQUENCY	50/60Hz
LED CHIP	Philips 3030
LED DRIVER	Meanwell
MAXIMUM INTENSITY ANGLE	120°
WORK TEMPERATURE	-40 to +40
WORK HUMIDITY	15% to 95% RH
CHIP LIFE EXPECTANCY	80,000 Hours
FIXTURE	Alluminum Alloy Housing
WEIGHT	1.45kg-3.7kg
APPROVED	cULus Certified DLC Pending


DIMENSIONS



OPTICS



MOUNTING



ORDERING INFORMATION

PART NUMBER EXAMPLE: LS - WPL - 30W - MV - 5K

WATTAGE	VOLTAGE	COLOUR TEMP
30W	MV 120-277	5K 5000K (STANDARD)
50W	HV 347-480V	4K 4000K
100W		3K 3000K