





**TRUSTED, TESTED & PROVEN
INDUSTRIAL STRENGTH**



The Lumisave Difference

- 3D LED Lighting Layout Design and Rendering Services
- Project Specific Specifications
- Lighting Audits
- Shop Drawings
- ROI (Return On Investment) Reports
- Lighting Design



AGI32 ISOLUX RENDERING

HAZLINE SERIES - XFL, HFL, XBL, HBL & HLL

Industrial Protection, Industrial Strength

The HAZLINE LED fixture series is the latest product installment from Lumisave. Specializing in heavy industrial lighting for harsh environments, the HAZLINE Series of fixtures offers added high-specification lighting options for hazardous areas.



Applications

- Oil & Gas Facilities
- Electrical Buildings
- Mining Environments
- Forestry Facilities
- Indoor / Outdoor Applications
- Harsh Conditions
- Processing Facilities
- Manufacturing
- Hazardous Areas

HFL SERIES

30W/60W/80W/150W/200W



HFL HAZARDOUS LOCATION FLOOD LIGHT

CLASS I, DIV. 2 GROUPS A,B,C,D - T3
CLASS II, DIV. I, GROUPS E,F,G / DIV. 2
GROUPS E,F,G - T3
CLASS III - T3



-40°C / +40°C

The HFL Series Flood Light is the perfect solution for flood lighting applications in demanding environments. This fixture provides high output LED's along with high-quality construction offering industry leading performance and durability for your hazardous area lighting needs.

Technical Specifications

VOLTAGE	120-277V or 347-480V	LED CHIP	PHILIPS
POWER FACTOR	≥95%	LED DRIVER	MEANWELL
LED LUMINOUS EFFICIENCY	140 (LM/W)	MAXIMUM INTENSITY ANGLE	≥120°
MAX LUMEN OUTPUT	28,000 LM	WORK TEMPERATURE	-40°C to +40°C
COLOUR TEMPERATURE	4000-5700K	WORK HUMIDITY	10% to 95% RH
COLOUR RENDERING INDEX	Ra>70	CHIP LIFE EXPECTANCY	80,000 Hours
LENS	Optical Glass	FIXTURE	Aluminum Alloy Housing - Industrial Grade Powder Coating
PROTECTION	IP66	WEIGHT	4.2-8.3kg
FREQUENCY	50/60Hz	APPROVED	ETL Listed, Tested to CSA and UL Standards

Part Number Guide Example: LS - HFL - 30W - MV - 40 - BS - 12D

LS-HFL -

WATTAGE	VOLTAGE	COLOUR TEMP	MOUNTING	OPTICS
30W	MV - 120-277V	40 - 4000K	BS- Standard Bracket	12D - Standard (120°)
60W	HV - 347-480V	50 - 5000K	SF- Slip Fitter	90D - Wide Lens (90°)
80W		57 - 5700K		60D - Medium Lens (60°)
150W				40D - Narrow (40°)
200W				

**CLASS I, DIV. I, GROUPS C,D / DIV. 2
GROUPS A,B,C,D - T4
CLASS II, DIV. I, GROUPS E,F,G / DIV. 2
GROUPS E,F,G - T4 | CLASS III - T4**



-40°C / +45°C
-40°C / +55°C

XFL EXPLOSION PROOF FLOOD LIGHT



The XFL Series Flood Light is the perfect solution for all explosion proof lighting applications. This fixture provides high output LED's along with high-quality construction offering industry leading performance and durability for your hazardous area lighting needs.

Technical Specifications

VOLTAGE	120-277V or 347-480V	LED CHIP	PHILIPS
POWER FACTOR	≤95%	LED DRIVER	MEANWELL
LED LUMINOUS EFFICIENCY	140(LM/W)	MAXIMUM INTENSITY ANGLE	≥120°
MAX LUMEN OUTPUT	30,800 LM	WORK TEMPERATURE	-40°C to +55°C (30W-150W) -40°C to +45°C (200W-220W)
COLOUR TEMPERATURE	4000-5700K	WORK HUMIDITY	10% to 95% RH
COLOUR RENDERING INDEX	Ra>70	CHIP LIFE EXPECTANCY	80,000 Hours
LENS	Optical Glass	FIXTURE	Aluminum Alloy Housing - Industrial Grade Powder Coating
PROTECTION	IP66	WEIGHT	17.9kg
FREQUENCY	50/60Hz	APPROVED	ETL Listed, Tested to CSA and UL Standards

Part Number Guide Example: LS - XFL - 30W - MV - 40 - BS - 12D

LS-XFL -

WATTAGE	VOLTAGE	COLOUR TEMP	MOUNTING	OPTICS
30W	MV - 120-277V	40 - 4000K	BS- Standard Bracket	12D - Standard (120°)
60W	HV - 347-480V	50 - 5000K	SF- Slip Fitter	90D - Wide Lens (90°)
100W		57 - 5700K		60D - Medium Lens (60°)
150W				40D - Narrow Lens (40°)
200W				
220W				

HBL SERIES

30W/60W/80W/150W/200W



HBL HAZARDOUS LOCATION BAY LIGHT

CLASS I, DIV. 2 GROUPS A,B,C,D - T3
CLASS II, DIV. I, GROUPS E,F,G / DIV. 2
GROUPS E,F,G - T3
CLASS III - T3



-40°C / +40°C
-40°C / +50°C

The HBL Series Bay Light is the perfect solution for low/high bay lighting applications in demanding environments. This fixture provides high output LED's along with high-quality construction offering industry leading performance and durability for your hazardous area lighting needs.

Technical Specifications

VOLTAGE	120-277V or 347-480V	LED CHIP	PHILIPS
POWER FACTOR	≤95%	LED DRIVER	MEANWELL
LED LUMINOUS EFFICIENCY	140 (LM/W)	MAXIMUM INTENSITY ANGLE	≥120°
MAX LUMEN OUTPUT	28,000 LM	WORK TEMPERATURE	-40°C to +50°C (30W-80W) -40°C to +40°C (150-200W)
COLOUR TEMPERATURE	4000-5700K	WORK HUMIDITY	10% to 95% RH
COLOUR RENDERING INDEX	Ra>70	CHIP LIFE EXPECTANCY	80,000 Hours
LENS	Optical Glass	FIXTURE	Aluminum Alloy Housing - Industrial Grade Powder Coating
PROTECTION	IP66	WEIGHT	3.5-8.2kg
FREQUENCY	50/60Hz	APPROVED	ETL Listed, Tested to CSA and UL Standards

Part Number Guide

Example: LS - HBL- 30W - MV - 40 - BS - 12D

LS-HBL -

WATTAGE	VOLTAGE	COLOUR TEMP	MOUNTING	OPTICS
30W	MV - 120-277V	40 - 4000K	BS- Standard Bracket	12D - Standard (120°)
60W	HV - 347-480V	50 - 5000K	MP- Pendant Mount	90D - Wide Lens (90°)
80W		57 - 5700K	MW- Wall Mount	60D - Medium Lens (60°)
150W			MS- Stanchion Mount	40D - Narrow Lens(40°)
200W				

**CLASS I, DIV. I, GROUPS C,D / DIV. 2
GROUPS A,B,C,D - T4
CLASS II, DIV. I, GROUPS E,F,G / DIV. 2
GROUPS E,F,G - T4 | CLASS III - T4**



-40°C / +60°C

XBL EXPLOSION PROOF BAY LIGHT



The XBL Series Bay Light is the perfect solution for all explosion proof lighting applications. This fixture provides high output LED's along with high-quality construction offering industry leading performance and durability for your hazardous area lighting needs.

Technical Specifications

VOLTAGE	120-277V or 347-480V	LED CHIP	PHILIPS
POWER FACTOR	≥95%	LED DRIVER	MEANWELL
LED LUMINOUS EFFICIENCY	140(LM/W)	MAXIMUM INTENSITY ANGLE	≥120°
MAX LUMEN OUTPUT	33,600 LM	WORK TEMPERATURE	-40°C / +60°C
COLOUR TEMPERATURE	4000-5700K	WORK HUMIDITY	10% to 95% RH
COLOUR RENDERING INDEX	Ra>70	CHIP LIFE EXPECTANCY	80,000 Hours
LENS	Optical Glass	FIXTURE	Aluminum Alloy Housing - Industrial Grade Powder Coating
PROTECTION	IP66	WEIGHT	17.9kg
FREQUENCY	50/60Hz	APPROVED	ETL Listed, Tested to CSA and UL Standards

Part Number Guide Example: LS - XBL - 60W - MV - 40 - BS - 12D

LS-XBL -

WATTAGE	VOLTAGE	COLOUR TEMP	MOUNTING	OPTICS
60W	MV - 120-277V	40 - 4000K	BS- Standard Bracket	12D - Standard (120°)
80W	HV - 347-480V	50 - 5000K	SF- Slip Fitter	90D - Wide Lens (90°)
120W		57 - 5700K		60D - Medium Lens (60°)
180W				40D - Narrow (40°)
240W				

HLL SERIES

10W/20W/40W/50W/60W



HAZARDOUS LOCATION LINEAR BAY LIGHT

CLASS I, DIV. 2 GROUPS A,B,C,D - T3
CLASS II, DIV. I, GROUPS E,F,G / DIV. 2
GROUPS E,F,G - T3
CLASS III - T3



-40°C / +60°C

The HLL Series Linear Light is the perfect solution for low mounted lighting applications requiring low clearance. This fixture provides high output LED's along with high-quality construction offering industry leading performance and durability for your hazardous area lighting needs.

Technical Specifications

VOLTAGE	120-277V or 347-480V	LED CHIP	PHILIPS
POWER FACTOR	≥95%	LED DRIVER	MEANWELL
LED LUMINOUS EFFICIENCY	140 (LM/W)	MAXIMUM INTENSITY ANGLE	≥120°
MAX LUMEN OUTPUT	8,100 LM	WORK TEMPERATURE	-40°C to +60°C
COLOUR TEMPERATURE	4000-5700K	WORK HUMIDITY	10% to 95% RH
COLOUR RENDERING INDEX	Ra>70	CHIP LIFE EXPECTANCY	80,000 Hours
LENS	Optical Poly-Carbonate	FIXTURE	Aluminum Alloy Housing - Industrial Grade Powder Coating
PROTECTION	IP66	WEIGHT	4-5.5kg
FREQUENCY	50/60Hz	APPROVED	ETL Listed, Tested to CSA and UL Standards

Part Number Guide

Example: LS - HLL - 30W - MV - 40 - BS - 12D

LS-HLL -

WATTAGE	LENGTH	VOLTAGE	COLOUR TEMP	MOUNTING	OPTICS
10W	L2- 2' (10/20W)	MV - 120-277V	40 - 4000K	BS- Standard Bracket	WB - Wide Lens (120°)
20W	L4- 4' (40/50/60W)	HV - 347-480V	50 - 5000K	MP- Pendant Mount	
40W			57 - 5700K		
50W					
60W					



Lumisave

www.lumisave.com

The Lumisave Advantage

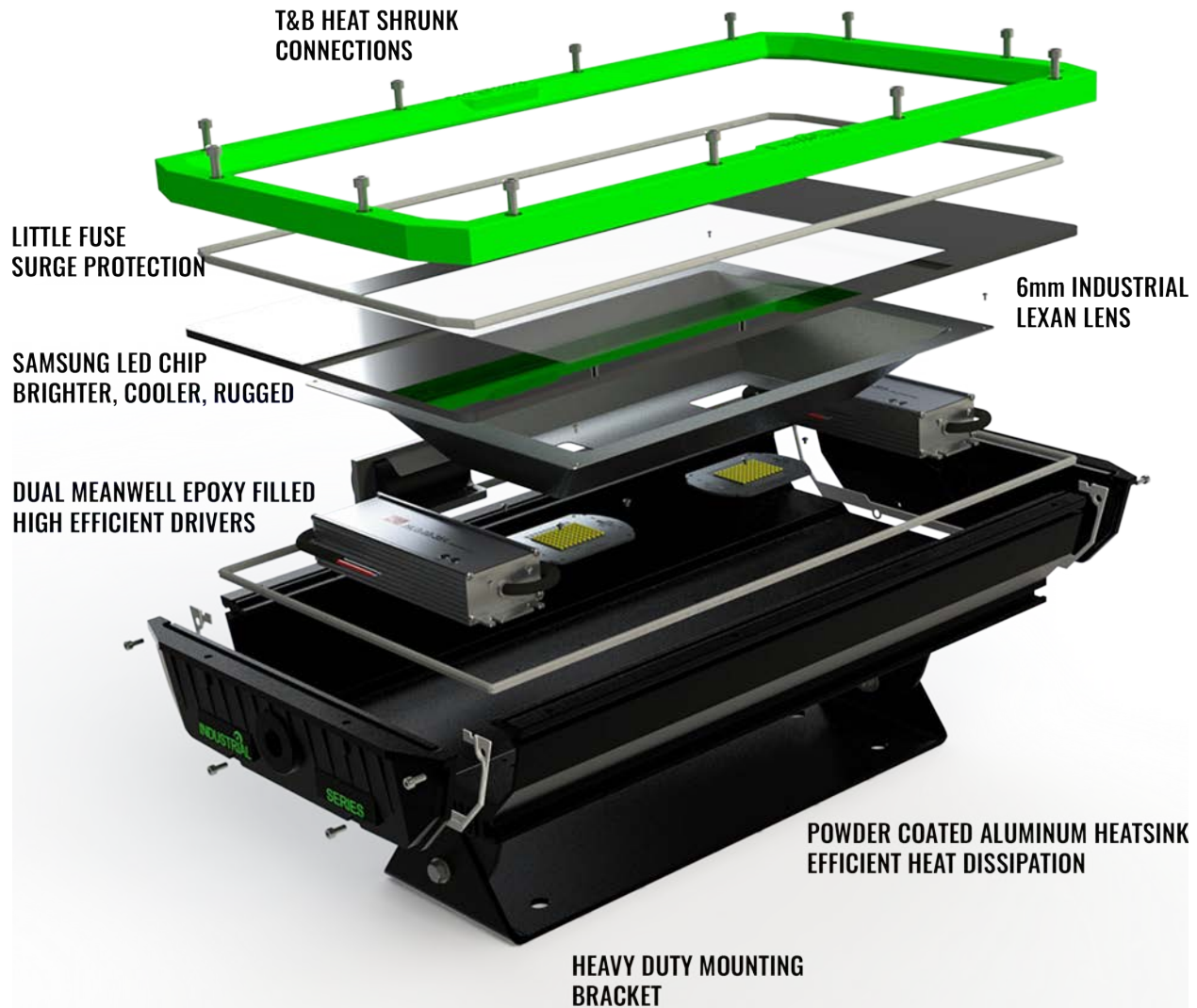
- *Assembled and Inspected for Quality in Canada!*
- *Available in AC voltages from 110V to 480V*
- *Rated 150 Lumens/Watt Output on our Samsung Chips*
- *80,000+ Hours LED lifespan*
- *Hazardous Location Certified for Class I Div 2/Zone 2, Class II Div 2 & Class III Div 2*
- *5 year replacement warranty*
- *Ability to customize each order based on each customer's specific needs*
- *Rugged, weather proof design ready to tackle the harshest climates, see our FL395 frozen in a block of ice below*



Heavy Industrial Series - FL395 & FL375

Industrial Protection, Industrial Strength

The Heavy Industrial LED fixture series, designed from the ground up by Lumisave, are built to stand up to extreme conditions often seen in the coal and many other heavy industrial industries. The goal was to create a series of fixtures which offer more protection and are able to withstand the toughest conditions



Applications

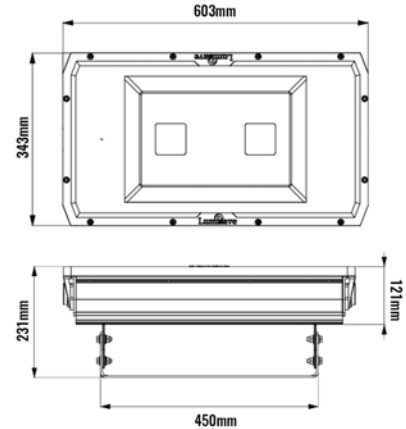
- Oil and Gas processing facilities
- Mobile drilling rigs and service equipment
- Offshore oil platforms
- Chemical plants
- Saw mill and other wood-processing facilities
- Food processing plants
- Manufacturing facilities
- Mining Operations
- Yard Lighting
- Pole Mount Applications

FL395 150W



**Class I, Div 2-T3C, Class I, Zone 2-T3C
Class II & III, Div 2-T5**

FL395 HEAVY INDUSTRIAL FLOOD LIGHT



Made to withstand extreme conditions, the FL395 Heavy Industrial LED Flood Light provides 22,500 lumens of light. This exclusive flood light has been built from the ground up with the harshest of environments kept in mind, so this flood light is able to handle anything you throw its way.

Technical Specifications

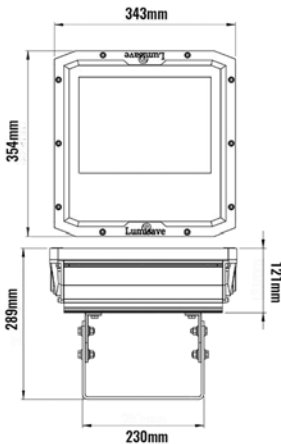
VOLTAGE	120-277V or 347-480V	LED CHIP	Samsung LH351B LED
POWER FACTOR	≤95%	LED DRIVER	MEANWELL
LED LUMINOUS EFFICIENCY	150 (LM/W)	MAXIMUM INTENSITY ANGLE	≥120°
MAX LUMEN OUTPUT	16,972 LM	WORK TEMPERATURE	-40°C to +40°C
COLOUR TEMPERATURE	5000K	WORK HUMIDITY	10% to 95% RH
COLOUR RENDERING INDEX	Ra>70	CHIP LIFE EXPECTANCY	80,000 Hours
LENS	6mm Lexan	FIXTURE	Black Aluminum Alloy Housing
PROTECTION	Wet Location IP66	WEIGHT	17kg
FREQUENCY	50/60Hz	APPROVED	ETL Listed, Tested to CSA and UL Standards, DLC Qualified Product

Part Number Guide Example: LS-FL395-150W-MV-LX-W7-BH-H1

LS-FL395 -

WATTAGE	VOLTAGE	LENS	CABLE WHIP	MOUNTING	LOCATION
150W	MV - 120-277V	LX - Lexan Diffuser	W7 - 7' Whip	BH- Heavy Duty Bracket	H1 - Hazardous
	HV - 347-480V	LF - Frosted Diffuser	W(X) - Custom Whip	BE- End Cap Bracket (Includes Slip Fitter)	
				BC - Custom Bracket	

Class I, Div 2-T3C, Class I, Zone 2-T3C
Class II & III, Div 2-T5



FL375 HEAVY INDUSTRIAL FLOOD LIGHT



The FL375 is an extremely durable single-chip Industrial LED light suitable for the harshest consumer locations. Our Heavy Industrial series LED lights are exclusive to Lumisave and are designed, assembled, and tested in Canada. The FL375 is one of the toughest products in our line up.

Technical Specifications

VOLTAGE	120-277V or 347-480V	LED CHIP	Samsung LH351B LED
POWER FACTOR	≤95%	LED DRIVER	MEANWELL
LED LUMINOUS EFFICIENCY	150(LM/W)	MAXIMUM INTENSITY ANGLE	≥120°
MAX LUMEN OUTPUT	8,183 LM	WORK TEMPERATURE	-40°C to +40°C
COLOUR TEMPERATURE	5000K	WORK HUMIDITY	10% to 95% RH
COLOUR RENDERING INDEX	Ra>70	CHIP LIFE EXPECTANCY	80,000 Hours
LENS	6mm Lexan	FIXTURE	Black Aluminum Alloy Housing
PROTECTION	Wet Location IP66	WEIGHT	9.5kg
FREQUENCY	50/60Hz	APPROVED	ETL Listed, Tested to CSA and UL Standards, DLC Qualified Product

Part Number Guide Example: LS-FL375-80W-MV-LX-W7-BH-H1

LS-FL375 -

WATTAGE	VOLTAGE	LENS	CABLE WHIP	MOUNTING	LOCATION
80W	MV - 120-277V	LX - Lexan Diffuser	W7 - 7' Whip	BH- Heavy Duty Bracket	H1 - Hazardous
	HV - 347-480V	LF - Frosted Diffuser	W(X) - Custom Whip	BE- End Cap Bracket (Includes Slip Fitter)	
				BC - Custom Bracket	

Why Lumisave?

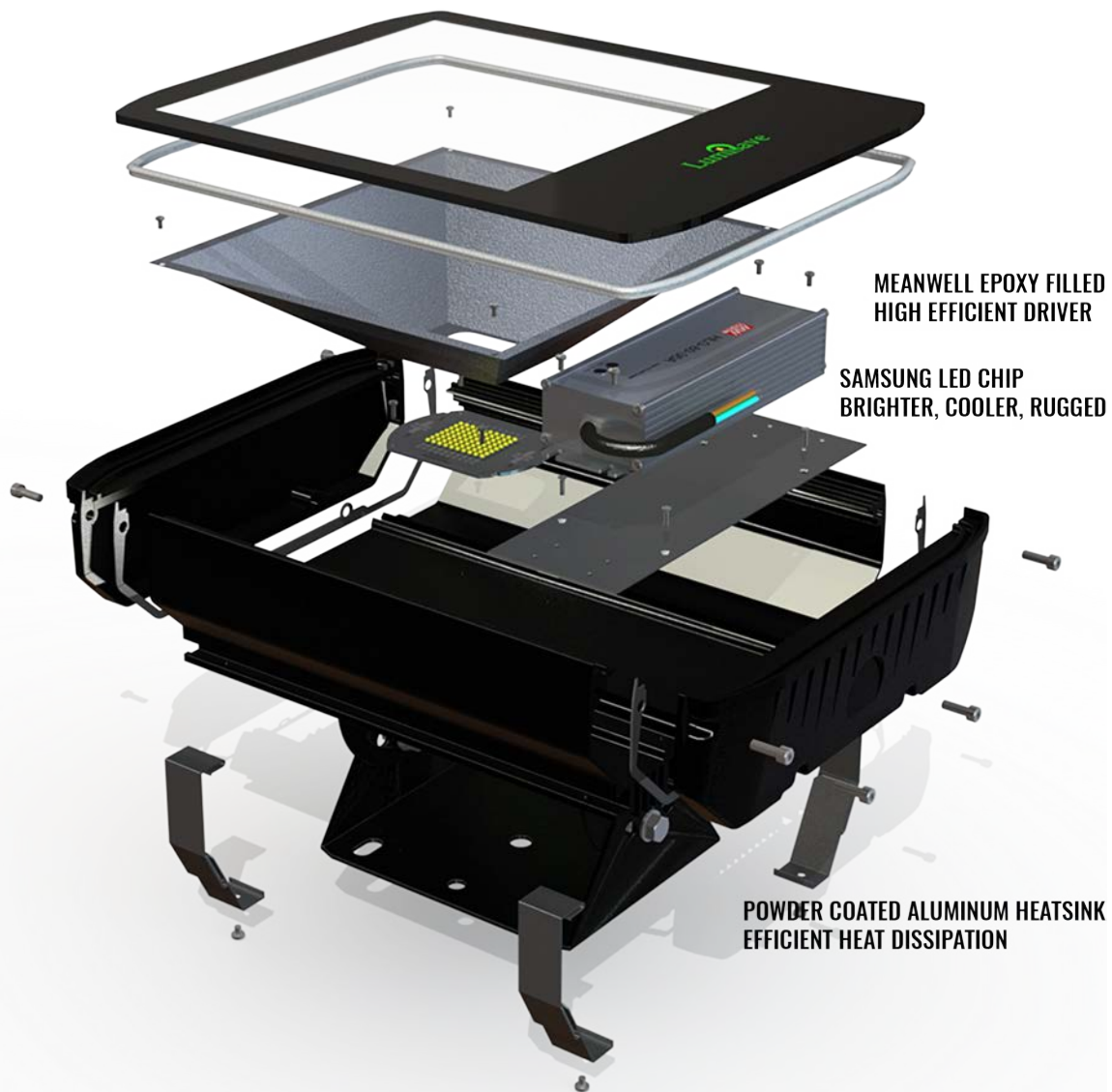
We are committed to quality and reliability of our product. Using innovative technologies and working closely with certified testing agents, we are able to continue to provide better energy saving and higher quality products to the customer. Lumisave has also been able to provide custom products for our customers with unique applications because we have ability to design and fabricate new products in our manufacturing facility.



Industrial Series - FL550, FL390, FLE, FL290 & FL225

Industrial Protection, Industrial Strength

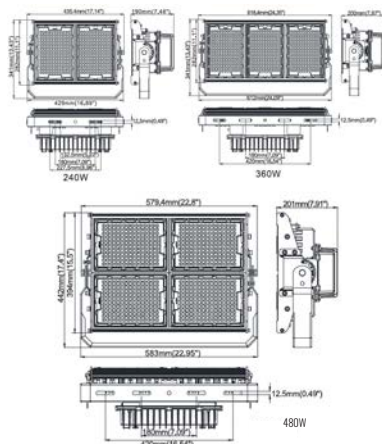
Popular for their vast range of applications, the Lumisave Industrial Flood Light Series are the perfect fit for your lighting applications. Save up to 70% in energy consumption, making our flood light the right choice for indoor and outdoor general and hazardous location applications.



Applications

- Oil and Gas processing facilities
- Mobile drilling rigs and service equipment
- Offshore oil platforms
- Chemical plants
- Saw mill and other wood-processing facilities
- Food processing plants
- Manufacturing facilities
- Mining Operations
- Yard Lighting
- Pole Mount Applications

www.lumisave.com



FL550 HIGH POWERED FLOOD LIGHT



The FL550 Series Flood Light is the perfect solution for high mounting applications. With high performance LED's along with high-quality construction, this fixture performs efficiently and reliably within any environment it is utilized within.

Technical Specifications

VOLTAGE	120-277V or 347-480V	LED CHIP	PHILIPS 3030
POWER FACTOR	≤95%	LED DRIVER	MEANWELL
LED LUMINOUS EFFICIENCY	130(LM/W)	MAXIMUM INTENSITY ANGLE	30° / 60° x 100°
MAX LUMEN OUTPUT	124,800 LM	WORK TEMPERATURE	-40°C to +50°C
COLOUR TEMPERATURE	3000-5700K (5000K Standard)	WORK HUMIDITY	15% to 95% RH
COLOUR RENDERING INDEX	Ra>70	CHIP LIFE EXPECTANCY	80,000 Hours
LENS	Optical Poly-Carbonate	FIXTURE	Aluminum Alloy Housing
PROTECTION	Wet Location IP65	WEIGHT	12.3 - 20.3KG
FREQUENCY	50/60Hz	APPROVED	cULus, DLC Pending

Part Number Guide Example: LS-FL550-240W-MV-NB-MS-H0

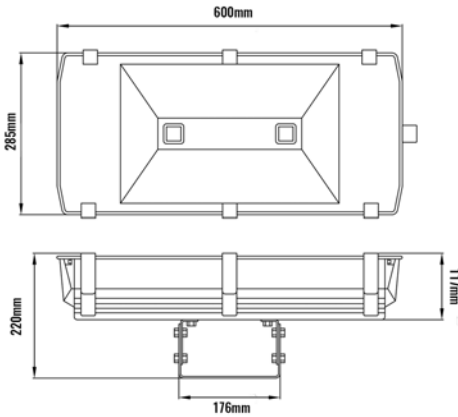
LS-FL550 -

WATTAGE	VOLTAGE	OPTICS	MOUNTING
240W	MV - 120-277V	NB - Narrow Beam Lens (30°)	MS - Standard Bracket
360W	HV - 347-480V	WB - Wide Beam Lens (60° x 100°)	SF - Slipfitter/Pole Mount
480W			
720W			
960W			

Class I, Div 2-T3C, Class I, Zone 2-T3C
Class II & III, Div 2-T5



FL390 INDUSTRIAL FLOOD LIGHT



When a long life lamp is required, please consider the FL390 series. Customizable options such as lenses, mounting and voltage make our product fit each of our customer's needs. The FL390 is one of the toughest products in our lineup. Fully customizable to meet all applications.

Technical Specifications

VOLTAGE	120-277V or 347-480V	LED CHIP	Samsung LH351B LED
POWER FACTOR	≥95%	LED DRIVER	MEANWELL
LED LUMINOUS EFFICIENCY	150(LM/W)	MAXIMUM INTENSITY ANGLE	≥120°
MAX LUMEN OUTPUT	16,972 LM	WORK TEMPERATURE	-40°C to +40°C
COLOUR TEMPERATURE	5000K	WORK HUMIDITY	10% to 95% RH
COLOUR RENDERING INDEX	Ra>70	CHIP LIFE EXPECTANCY	80,000 Hours
LENS	6mm Lexan or Tempered Glass	FIXTURE	Black Aluminum Alloy Housing
PROTECTION	Wet Location IP65	WEIGHT	13.2kg
FREQUENCY	50/60Hz	APPROVED	ETL Listed, Tested to CSA and UL Standards, DLC Qualified Product

Part Number Guide Example: LS-FL390-150W-MV-LX-W7-BS-H0

LS-FL390 -

WATTAGE	VOLTAGE	LENS	CABLE WHIP	MOUNTING	LOCATION
150W	MV - 120-277V	LX - Clear Lexan	W7 - 7' Whip	BS- Standard Bracket	H0 - Non-Hazardous
	HV - 347-480V	LXF - Frosted Lexan	W(X) - Custom Whip	BH- Heavy Duty Bracket	H1 - Hazardous
		LT - Tempered Glass		BE- End Cap Bracket (Includes Slip Fitter)	
		LTF - Frosted Glass		BC - Custom Bracket	

FLE

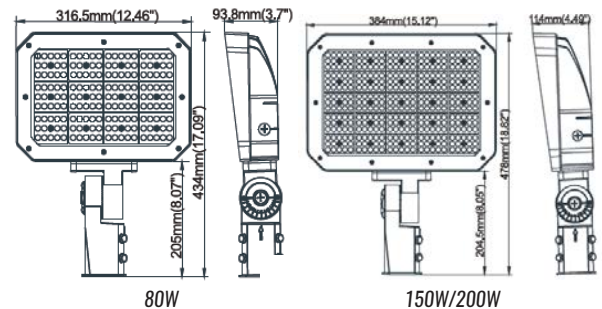
30W/50W/80W/150W/200W



FLE FLOOD LIGHT



Lumisave™
GENERAL LOCATION RATED FIXTURE



The FLE Series is best suited for flood light applications. Utilizing high-performance LED's and visually aesthetic construction, this fixture is a great solution for replacing any older style HID floods.

Technical Specifications

VOLTAGE	120-277V or 347-480V (12-24VDC Custom Order)	LED CHIP	PHILIPS 3030
POWER FACTOR	≤95%	LED DRIVER	MEANWELL
LED LUMINOUS EFFICIENCY	120(LM/W)	MAXIMUM INTENSITY ANGLE	90° x 120°
MAX LUMEN OUTPUT	9,600 - 24,000 LM	WORK TEMPERATURE	-40°C to + 40°C
COLOUR TEMPERATURE	3000-5700K	WORK HUMIDITY	15% to 95% RH
COLOUR RENDERING INDEX	Ra>80	CHIP LIFE EXPECTANCY	80,000 Hours
LENS	Poly-Carbonate	FIXTURE	Aluminum Alloy Housing
PROTECTION	Wet Location IP65	WEIGHT	1.4 - 9.5KG
FREQUENCY	50/60Hz	APPROVED	cULus, DLC Pending

Part Number Guide Example: LS-FLE-30W-MV-5K-W7-MS

LS-FLE -

WATTAGE	VOLTAGE	COLOUR TEMP	Cable	Mounting
30W	MV - 120-277V	3K - 3000K	W7 - 7' Whip (Standard)	MS - Standard Bracket
50W	HV - 347-480V	4K - 4000K	W(X) - Custom	MT - Trunnion Mount
80W	VDC - 12-24VDC	5K - 5000K (Standard)		SF - Slipfitter
150W				
200W				

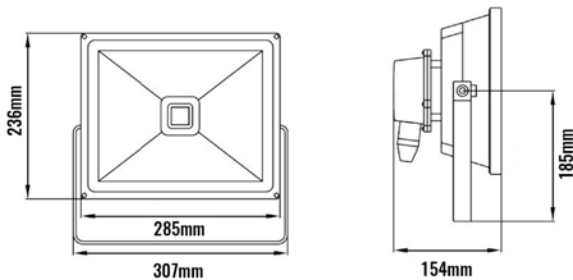


FL290
40W/50W

Class I, Div 2-T3C, Class I, Zone 2-T3C
Class II & III, Div 2-T5



FL290 INDUSTRIAL FLOOD LIGHT



Our rugged aluminum powder coated fixture housing is built for commercial and industrial sites. This compact and light weight fixture can be utilized in a variety of flood lighting applications. With various mounting options, the FL290 offers a solution for any application.

Technical Specifications

VOLTAGE	120-277V or 347-480V	LED CHIP	Samsung LH351B LED
POWER FACTOR	≤95%	LED DRIVER	MEANWELL
LED LUMINOUS EFFICIENCY	150 (LM/W)	MAXIMUM INTENSITY ANGLE	≥120°
MAX LUMEN OUTPUT	4,133 LM	WORK TEMPERATURE	-40°C to +40°C
COLOUR TEMPERATURE	5000K	WORK HUMIDITY	10% to 95% RH
COLOUR RENDERING INDEX	Ra>70	CHIP LIFE EXPECTANCY	80,000 Hours
LENS	6mm Lexan or Tempered Glass	FIXTURE	Black Aluminum Alloy Housing
PROTECTION	Wet Location IP65	WEIGHT	5.5kg
FREQUENCY	50/60Hz	APPROVED	ETL Listed, Tested to CSA and UL Standards, DLC Qualified Product

Part Number Guide Example: LS-FL290-40W-MV-LX-W7-BS-HO

LS-FL290 -

WATTAGE	VOLTAGE	LENS	CABLE WHIP	MOUNTING	LOCATION
40W	MV - 120-277V	LX - Clear Lexan	W7 - 7' Whip	BS- Standard Bracket	HO - Non-Hazardous
50W	HV - 347-480V	LXF - Frosted Lexan	W(X) - Custom Whip	BH- Heavy Duty Bracket	H1 - Hazardous
		LT - Tempered Glass		BE- End Cap Bracket (Slip Fitter)	
		LTF - Frosted Glass		MM- Magnetic Mount	

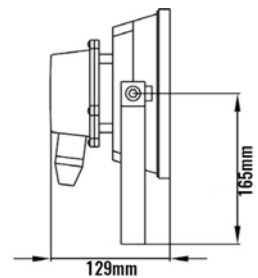
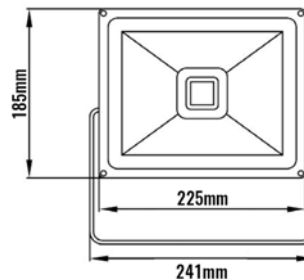
FL225

10W/20W/30W



Class I, Div 2-T3C, Class I, Zone 2-T3C
Class II & III, Div 2-T5

FL225 INDUSTRIAL FLOOD LIGHT



The high-powered LED chip offers superior brightness, proven to eliminate safety concerns while providing exceptional light quality for highly productive environments. Customizable options such as lenses, mounting brackets and various voltages make our product fit each customer's needs.

Technical Specifications

VOLTAGE	120-277V	LED CHIP	BRIDGELUX LED
POWER FACTOR	≤95%	LED DRIVER	MEANWELL
LED LUMINOUS EFFICIENCY	150(LM/W)	MAXIMUM INTENSITY ANGLE	≥120 °
MAX LUMEN OUTPUT	2,943 LM	WORK TEMPERATURE	-40°C to +40°C
COLOUR TEMPERATURE	5000K	WORK HUMIDITY	10% to 95% RH
COLOUR RENDERING INDEX	Ra>70	CHIP LIFE EXPECTANCY	80,000 Hours
LENS	6mm Lexan or Tempered Glass	FIXTURE	Black Aluminum Alloy Housing
PROTECTION	Wet Location IP65	WEIGHT	4.5kg
FREQUENCY	50/60Hz	APPROVED	ETL Listed, Tested to CSA and UL Standards, DLC Qualified Product

Part Number Guide Example: LS-FL225-10W-MV-LX-W7-BS-H0

LS-FL225 -

WATTAGE	VOLTAGE	LENS	CABLE WHIP	MOUNTING	LOCATION
10W	MV - 120-277V	LX - Clear Lexan	W7 - 7' Whip	BS- Standard Bracket	H0 - Non-Hazardous
20W	HV - 347-480V	LXF - Frosted Lexan	W(X) - Custom Whip	BH- Heavy Duty Bracket	H1 - Hazardous
30W		LT - Tempered Glass		BE- End Cap Bracket (Slip Fitter)	
		LTF - Frosted Glass		MM- Magnetic Mount	



ABOUT LUMISAVE

Lumisave is a leading provider of high-performance LED lighting solutions for commercial and industrial applications. Our rugged LED fixtures are specifically designed and engineered to withstand the harshest industrial environments and hazardous locations. With a broad array of research, development, test and production capabilities and facilities, our experienced team is dedicated to providing industry leading services and products.

Established in 2009 Lumisave has grown to become a trusted name within a variety of industries. Having completed various major projects within the mining, forestry and oil & gas fields, Lumisave continues to be a leader in lighting.


Lumisave is proud to be known as a company that is focused on technical solutions. By working closely with each customer Lumisave is able to understand the needs and develop lighting solutions that save energy, reduce costs, improve safety and upgrade light quality



Industrial Bay Light Series - BL420 | BL450 | BL550

Industrial Protection, Industrial Strength

With the Lumisave Industrial Bay Light Series you can have complete confidence knowing you've got one of the toughest lighting products on the market. Designed with industrial environments in mind, these fixtures are able to withstand the wear and tear of the everyday use on industrial sites large or small.



Applications

- Oil and gas processing facilities
- Mobile drilling rigs and service equipment
- Offshore oil platforms
- Petroleum refineries
- Chemical plants
- Saw mills and other wood-processing facilities
- Grain processing and storage terminals
- Food processing plants
- Manufacturing facilities
- Mining Operations

BL420

30W/60W/80W

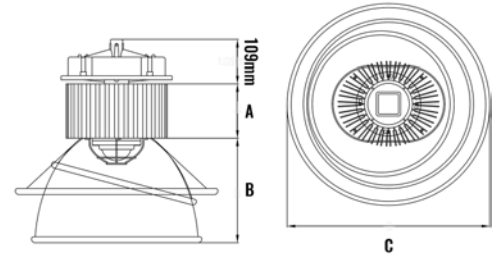


Class I, Div 2-T3C, Class I, Zone 2-T3C
Class II & III, Div 2-T5

BL420 INDUSTRIAL BAY LIGHT



A		B					
		RS	RD	RA	RC	RN	DGW
30W	60mm	140mm	260mm	260mm	165mm	55mm	65mm
60W	135mm	140mm	260mm	260mm	165mm	55mm	65mm
80W	135mm	140mm	260mm	260mm	165mm	55mm	65mm
C		500mm	420mm	420mm	360mm	280mm	280mm



High powered LED's offering superior brightness allow the BL420 Series Industrial bay light to excel in a variety of lighting applications. Built with high quality components, offering Lumisave's trusted Industrial strength, along with various accessories allow this fixture to shine in any application.

Technical Specifications

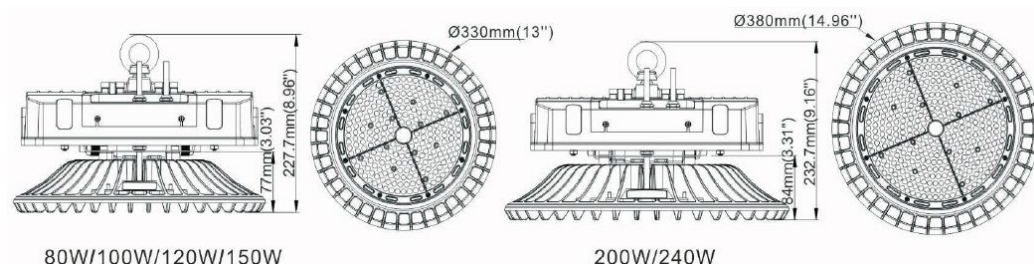
VOLTAGE	120-277V or 347-480V	LED CHIP	BRIDGELUX LED
POWER FACTOR	≥95%	LED DRIVER	MEANWELL
LED LUMINOUS EFFICIENCY	150(LM/W)	MAXIMUM INTENSITY ANGLE	≥120°
MAX LUMEN OUTPUT	9,525 LM	WORK TEMPERATURE	-40°C to +40°C
COLOUR TEMPERATURE	5000K	WORK HUMIDITY	10% to 95% RH
COLOUR RENDERING INDEX	Ra>70	CHIP LIFE EXPECTANCY	80,000 Hours
LENS	Lexan or Tempered Glass	FIXTURE	Black Aluminum Alloy Housing
PROTECTION	Wet Location IP66	WEIGHT	4.5kg / 6.8kg / 6.8kg
FREQUENCY	50/60Hz	APPROVED	ETL Listed, Tested to CSA and UL Standards, DLC Qualified Product

Part Number Guide Example: LS-BL420-30W-MV-DC-RN-W7-MP-HO

LS-BL420 -

WATTAGE	VOLTAGE	LENS	REFLECTOR	CABLE WHIP	MOUNTING	LOCATION
30W	MV - 120-277V	DC- Clear Dome	RN - No Reflector	W1 - UMS & UAP	MH - Male Thread Hook	HO - Non-Hazardous
60W	HV - 347-480V	DF - Frosted Dome	RS - Shallow Reflector	W7 - 7' Whip	MP - 1/2" Pendant Mount	H1 - Hazardous
80W			RD - Deep Reflector	W(X) - Custom Whip	UMS - Universal Mount	
			RA - Lexan Reflector		UAP - Adaptor Plate	
			RC - Cutoff Reflector			

BL450 BAY LIGHT



This new LED bay light fixture has been built from the ground up by Lumisave with our customers in mind. Combining customer feedback and suggestions, along with the Lumisave product quality, the goal was to create a fixture which offers a perfect solution for various high bay and low bay lighting needs.

Technical Specifications

VOLTAGE	120-277V or 347-480V	LED CHIP	PHILIPS 3030
POWER FACTOR	≥95%	LED DRIVER	MEANWELL (Dimmable Available)
LED LUMINOUS EFFICIENCY	140(LM/W)	MAXIMUM INTENSITY ANGLE	≥120°
MAX LUMEN OUTPUT	33,600 LM	WORK TEMPERATURE	-40°C to + 40°C
COLOUR TEMPERATURE	3000K-5700K (5000K Standard)	WORK HUMIDITY	10% to 95% RH
COLOUR RENDERING INDEX	Ra>70	CHIP LIFE EXPECTANCY	80,000 Hours
LENS	Optical Poly-Carbonate	FIXTURE	Aluminum Alloy Housing
PROTECTION	Wet Location IP65	WEIGHT	3.3-5.5kg
FREQUENCY	50/60Hz	APPROVED	ETL Listed, Tested to CSA and UL Standards, DLC Qualified Product (PENDING)

Part Number Guide Example: LS-BL450-80W-MV-LW-MH


LS-BL450 -

WATTAGE	VOLTAGE	OPTICS	MOUNTING
80W	MV - 120-277V	LW - Wide Lens(120°)	MH - Hook Mount
100W	HV - 347-480V	LM - Med. Lens(90°)	MS - Standard Bracket
120W	MVD - 120-277V (Dimmable)	LN - Narrow Lens(60°)	
150W	HVD - 347-480V (Dimmable)		
200W			
240W			

BL550 SERIES

New Product, New Applications, Same Industrial Quality

With the introduction of the Eco Line Series by Lumisave, your lighting needs have never been more complete. Utilizing the same tough industrial quality construction and components that Lumisave has built its reputation upon, combined with the everyday needs of commercial & light industrial lighting needs. This new fixture offers a wide variety of high quality lighting solutions for your next project.



Applications

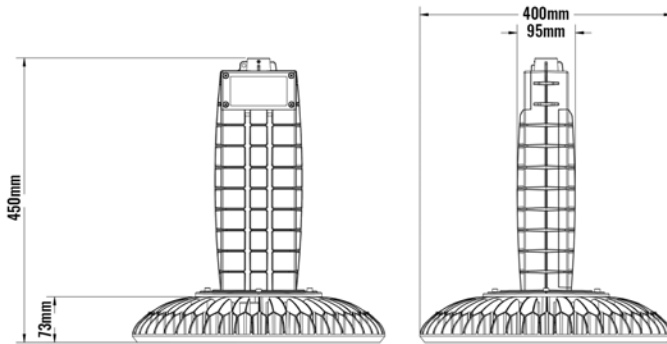
- Area Lighting
- Commercial
- Warehousing
- Light/Heavy Industrial
- High/Low Mounted

Wet Locations
• General Areas

www.lumisave.com



BL550 BAY LIGHT



This new LED bay light fixture has been built from the ground up by Lumisave with our customers in mind. Combining customer feedback and suggestions, along with the Lumisave product quality, the goal was to create a fixture which offers a perfect solution for various high bay and low bay lighting needs.

Technical Specifications

VOLTAGE	120-277V or 347-480V	LED CHIP	PHILIPS 3030
POWER FACTOR	≥95%	LED DRIVER	MEANWELL
LED LUMINOUS EFFICIENCY	150(LM/W)	MAXIMUM INTENSITY ANGLE	≥120°
MAX LUMEN OUTPUT	27,008 LM	WORK TEMPERATURE	-40°C to + 40°C
COLOUR TEMPERATURE	5700K	WORK HUMIDITY	10% to 95% RH
COLOUR RENDERING INDEX	Ra>70	CHIP LIFE EXPECTANCY	80,000 Hours
LENS	Lexan	FIXTURE	White Aluminum Alloy Housing
PROTECTION	Wet Location IP66 / IP6X	WEIGHT	7.4kg
FREQUENCY	50/60Hz	APPROVED	ETL Listed, Tested to CSA and UL Standards,

Part Number Guide Example: LS-BL550-27L-MV-LW-MH-HO

LS-BL550 - - - - -

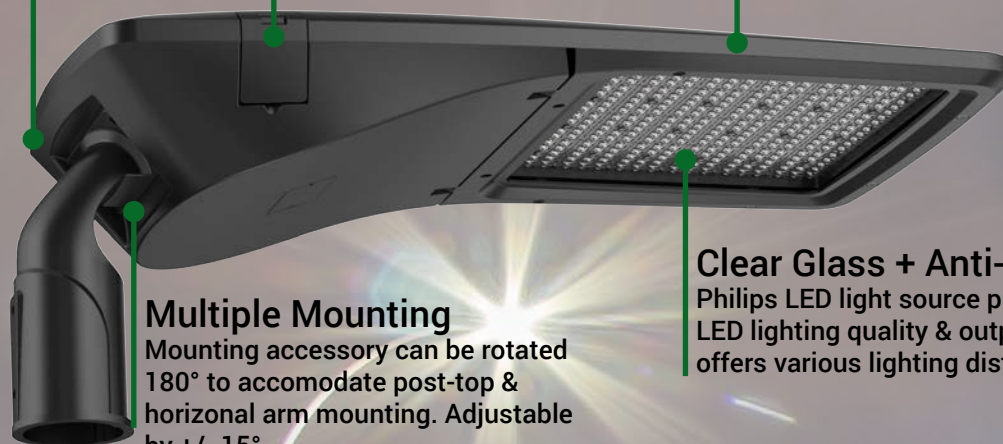
LUMENS	VOLTAGE	OPTICS	MOUNTING	LOCATION
27L - 27,000LM	MV - 120-277V	LW - Wide Lens(120°)	MH - Male Thread Hook	HO - Non-Hazardous
	HV - 347-480V	LM - Med. Lens(90°)	MP - 1/2" Pendant Mount	
		LN - Narrow Lens(60°)		

ROADWAY LED SERIES

Self-Clean
Smooth body design greatly reduces dust / debris accumulation.

Tool-less Design
Integrated housing clips allow for fixture access without the need for tools.

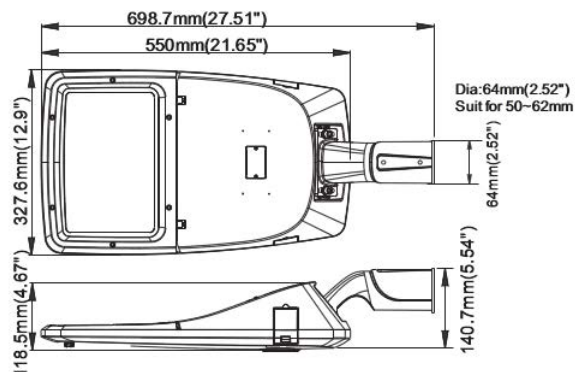
Housing Material
Housing comprised of high-quality ADC12 Die Casting aluminum. Heavy industrial powder coating allows for use in harsh environments



Multiple Mounting
Mounting accessory can be rotated 180° to accommodate post-top & horizontal arm mounting. Adjustable by +/- 15°.

Clear Glass + Anti-UV PC Lens
Philips LED light source provides industry leading LED lighting quality & output. Polycarbonate Lens offers various lighting distribution patterns





100W/120W/150W

RSL ROADWAY FIXTURE



The RSL Series Roadway Light is the perfect solution for street lighting applications in various environments. This fixture provides high output LED's along with high-quality construction offering industry leading performance and durability for your roadway lighting requirements.

Technical Specifications

VOLTAGE	120-277V or 347-480V	LED CHIP	PHILIPS (LUMILED)
POWER FACTOR	≤95%	LED DRIVER	MEANWELL
LED LUMINOUS EFFICIENCY	140(LM/W)	LIGHTING DISTRIBUTION	TYPE II / TYPE III / TYPE IV / TYPE V
MAX LUMEN OUTPUT	28,000 LM (Rated)	WORK TEMPERATURE	-40°C to +50°C
COLOUR TEMPERATURE	3000K-5700K	WORK HUMIDITY	10% to 95% RH
COLOUR RENDERING INDEX	Ra>80	CHIP LIFE EXPECTANCY	80,000 Hours
LENS	Glass & Optical Polycarbonate	FIXTURE	Black Aluminum Alloy Housing
PROTECTION	IP66	WEIGHT	13.6kg
FREQUENCY	50/60Hz	APPROVED	ETL Listed, Tested to CSA and UL Standards,

Part Number Guide Example: LS-RSL-30W-MV-5K-T2-PC

LS-RSL

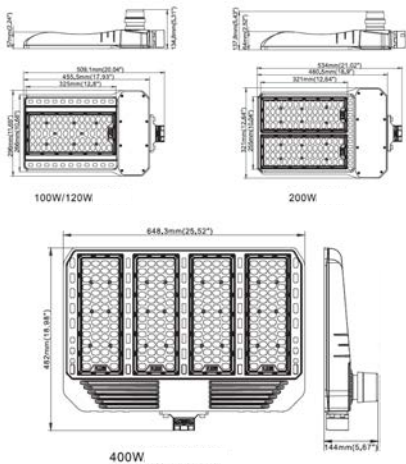
WATTAGE	VOLTAGE	COLOUR TEMP	OPTICS	ACCESSORIES
30W	MV - 120-277V	3K - 3000K	T2 - TYPE II	PC - Photo Cell
60W	HV - 347-480V	4K - 4000K	T3 - TYPE III	PCN - No Photo Cell
80W	MVD - Dimmable 120-277V	5K - 5000K	T4 - TYPE VI	
100W	HVD - Dimmable 347-480V		T5 - TYPE V	
120W				
150W				
180W				
200W				

SL660

100W/120W/200W/400W



SL660 STREET LIGHT



The SL660 series Area Light is suited for various outdoor high mounted area lighting applications. This fixture is equipped with high-performance LED's along with high quality construction offering industry leading performance and durability for your outdoor area lighting needs.

Technical Specifications

VOLTAGE	120-277V or 347-480V	LED CHIP	PHILIPS 3030
POWER FACTOR	≤95%	LED DRIVER	MEANWELL
LED LUMINOUS EFFICIENCY	150(LM/W)	MAXIMUM INTENSITY ANGLE	TYPE III, IV, V
MAX LUMEN OUTPUT	60,000 LM	WORK TEMPERATURE	-40°C to +50°C
COLOUR TEMPERATURE	3000 - 5700K (5000K Standard)	WORK HUMIDITY	15% to 95% RH
COLOUR RENDERING INDEX	Ra>70	CHIP LIFE EXPECTANCY	80,000 Hours
LENS	Optical Poly-Carbonate	FIXTURE	White Aluminum Alloy Housing
PROTECTION	Wet Location IP65	WEIGHT	7.4 - 17.8kg
FREQUENCY	50/60Hz	APPROVED	cULus, DLC Pending

Part Number Guide Example: LS-SL660-120W-MV-T3-PC-SF

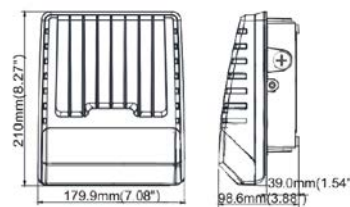
LS-SL660	-	-	-	-	-
WATTAGE	VOLTAGE	OPTICS	PHOTOCELL	MOUNTING	ACCESSORIES
120W	MV - 120-277V	T3 - Type III	PC - Photocell	SF - Slipfitter	Blank - N/A
200W	HV - 347-480V	T4 - Type IV	PCN - No Photocell	PM - Post Mount	SP - Surge Protector
400W	MVD - Dimmable 120-277V	T5 - Type V		TM - Trunnion	
	HVD - Dimmable 347-480V				

WPL 30W/50W/100W

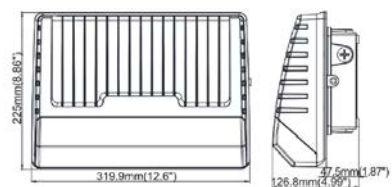
Lumisave™

GENERAL LOCATION RATED FIXTURE

cULus
LISTED
WALL PACK LIGHT



30W / 50W



100W

The WPL Series is best suited for outdoor low to medium mounting wall pack lighting applications. Utilizing high-performance LED's and visually aesthetic construction, this fixture is a great solution for replacing any older style HID wall lights.

Technical Specifications

VOLTAGE	120-277V or 347-480V	LED CHIP	PHILIPS 3030
POWER FACTOR	≤95%	LED DRIVER	MEANWELL
LED LUMINOUS EFFICIENCY	120(LM/W)	MAXIMUM INTENSITY ANGLE	120°
MAX LUMEN OUTPUT	12,000 LM	WORK TEMPERATURE	-40°C to + 40°C
COLOUR TEMPERATURE	3000-5700K (5000K Standard)	WORK HUMIDITY	15% to 95% RH
COLOUR RENDERING INDEX	Ra>80	CHIP LIFE EXPECTANCY	80,000 Hours
LENS	Poly-Carbonate	FIXTURE	Aluminum Alloy Housing
PROTECTION	Wet Location IP65	WEIGHT	1.4 - 3.7KG
FREQUENCY	50/60Hz	APPROVED	cULus, DLC Pending

Part Number Guide Example: LS-WPL-30W-MV-5K

LS-WPL -

WATTAGE	VOLTAGE	COLOUR TEMP
30W	MV - 120-277V	3K - 3000K
50W	HV - 347-480V	4K - 4000K
100W		5K - 5000K (Standard)

VPL 30W/60W/80W

Lumisave™
GENERAL LOCATION RATED FIXTURE



Vapourtite Light



The VPL series is suited for various low and medium mounted lighting applications, including wet atmospheres. This fixture is equipped with high-performance LED's along with high quality construction offering industry leading performance and durability for your lighting needs.

Technical Specifications

VOLTAGE	120-277V	LED CHIP	PHILIPS 3030
POWER FACTOR	≤95%	LED DRIVER	LIFUD
LED LUMINOUS EFFICIENCY	115(LM/W)	MAXIMUM INTENSITY ANGLE	120°
MAX LUMEN OUTPUT	9,200 LM	WORK TEMPERATURE	-40°C to +40°C
COLOUR TEMPERATURE	3000 - 5700K (5000K Standard)	WORK HUMIDITY	15% to 95% RH
COLOUR RENDERING INDEX	Ra>80	CHIP LIFE EXPECTANCY	80,000 Hours
LENS	Optical Poly-Carbonate	FIXTURE	Aluminum Alloy Housing
PROTECTION	Wet Location IP65	WEIGHT	1.55-2.74kg
FREQUENCY	50/60Hz	APPROVED	cULus, DLC Pending

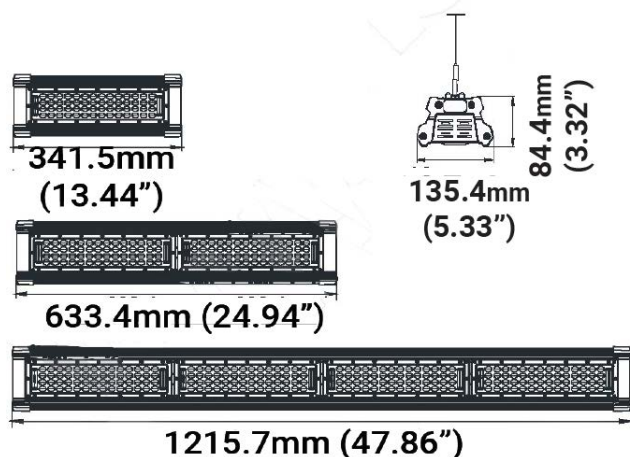
Part Number Guide Example: LS-VPL-30W-MV-5K

LS-VPL -

WATTAGE	VOLTAGE	COLOUR TEMP
30W	MV - 120-277V	3K - 3000K (Custom)
60W		4K - 4000K (Custom)
80W		5K - 5000K (Standard)



Linear High Bay Light



The LBL series is suited for low medium and high mounted bay lighting applications. This fixture is equipped with high-performance LED's along with high quality construction offering industry leading performance and durability for your lighting needs.

Technical Specifications

VOLTAGE	120-277V or 347-480V	LED CHIP	PHILIPS 3030
POWER FACTOR	≥95%	LED DRIVER	MEANWELL
LED LUMINOUS EFFICIENCY	130(LM/W)	MAXIMUM INTENSITY ANGLE	30°x 70° / 60°x 100° / 120°
MAX LUMEN OUTPUT	26,000 LM	WORK TEMPERATURE	-40°C to + 40°C
COLOUR TEMPERATURE	3000 - 5700K (5000K Standard)	WORK HUMIDITY	15% to 95% RH
COLOUR RENDERING INDEX	Ra>80	CHIP LIFE EXPECTANCY	80,000 Hours
LENS	Optical Poly-Carbonate	FIXTURE	Aluminum Alloy Housing
PROTECTION	Wet Location IP65	WEIGHT	2.37-7.55kg
FREQUENCY	50/60Hz	APPROVED	cULus, DLC Pending

Part Number Guide Example: LS-LBL-50W-MV-5K-NB-W7-MS

LS-LBL -

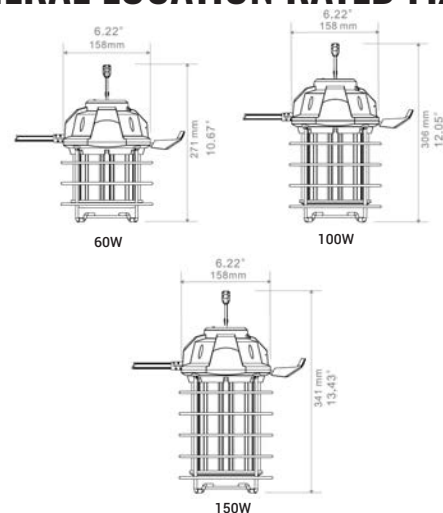
Wattage	VOLTAGE	COLOUR TEMP	OPTICS	CABLE	MOUNTING
50W	MV - 120-277V	3K - 3000K (Custom)	NB - Narrow (30°x 70°)	W7 - 7' Whip (Standard)	MS - Standard Kit
100W	HV - 347-480V	4K - 4000K (Custom)	MB - Medium (60°x 100°)	W(X) - Custom	
200W		5K - 5000K (Standard)	WB - Wide (120°)		

TWL 60W/100W/150W

Temporary Work Light

Lumisave™

GENERAL LOCATION RATED FIXTURE



When it comes to temporary lighting, the TWL Series is the ideal solution for highly industrial environments. Suitable for various temporary lighting applications including construction sites, work shops, tunnel lighting & industrial applications.

Technical Specifications

VOLTAGE	120-277V	LED CHIP	SAMSUNG
POWER FACTOR	≤95%	LED DRIVER	INTEGRATED
LED LUMINOUS EFFICIENCY	100(LM/W)	MAXIMUM INTENSITY ANGLE	360°
MAX LUMEN OUTPUT	15,000LM	WORK TEMPERATURE	-40°C to +60°C
COLOUR TEMPERATURE	5000K	WORK HUMIDITY	15% to 95% RH
COLOUR RENDERING INDEX	Ra>80	CHIP LIFE EXPECTANCY	80,000 Hours
LENS	Poly-Carbonate	FIXTURE	Poly Carbonate/Aluminum Alloy Housing
PROTECTION	Wet Location IP64	WEIGHT	1.8-3.9kg
FREQUENCY	50/60Hz	APPROVED	cULus

Part Number Guide Example: LS-TWL-60W-5K

LS-TWL -

WATTAGE	COLOUR TEMP	MOUNTING OPTION
60W	3K - 3000K (Custom)	MS - Standard Hook/Eye Bolt
100W	4K - 4000K (Custom)	STD - Mounting Stand
150W	5K - 5000K (Standard)	

1-855-563-7284



The TSL Series is a stringable temporary lighting solution ideal for various applications. Available in 5 (60W) and 10 (120W)

Technical Specifications

VOLTAGE	120-277V	LED CHIP	SAMSUNG
POWER FACTOR	≤95%	LED DRIVER	INTEGRATED
LED LUMINOUS EFFICIENCY	100(LM/W)	MAXIMUM INTENSITY ANGLE	120°
MAX LUMEN OUTPUT	12,000LM	WORK TEMPERATURE	-40°C to + 40°C
COLOUR TEMPERATURE	5000K	WORK HUMIDITY	15% to 95% RH
COLOUR RENDERING INDEX	Ra>80	CHIP LIFE EXPECTANCY	80,000 Hours
LENS	Optical Poly-Carbonate	FIXTURE	Poly Carbonate Housing
PROTECTION	Wet Location IP65	WEIGHT	24-8.2kg
FREQUENCY	50/60Hz	APPROVED	cULus

Part Number Guide Example: LS-TSL-60W

LS-TSL -

Wattage

60W

120W



Retrofits Made Easy - UAP & UMS Mounts

Industrial Protection, Industrial Strength

Through working closely with our customers to match their needs in the industry, Lumisave has developed and implemented rugged and practical accessories to be used along side of our cutting edge LED fixtures.

Universal Adaptor Plate

The UAP is a retrofit adaptor for mounting Lumisave baylight fixtures to fit new or existing mounting assemblies. Designed to fit any Crouse Hinds DMV or VMV series mounting options and suitable for wet/dry locations along with maintainign hazardous location specification if required.



Universal Mounting System

The UMS is a unique universal mounting system developed by Lumisave for the BL420 & BL520 Series fixtures. The UMS can be configured for wall or stanchion mounting in either a 0° or 22.5° mounting angle. It had a built in wiring compartment to eliminate extra junction boxes or connection points.

Applications

- Oil and gas processing facilities
- Mobile drilling rigs and service equipment
- Offshore oil platforms
- Petroleum refineries
- Chemical plants
- Saw mills and other wood-processing facilities
- Grain processing and storage terminals
- Food processing plants
- Manufacturing facilities
- Mining Operations

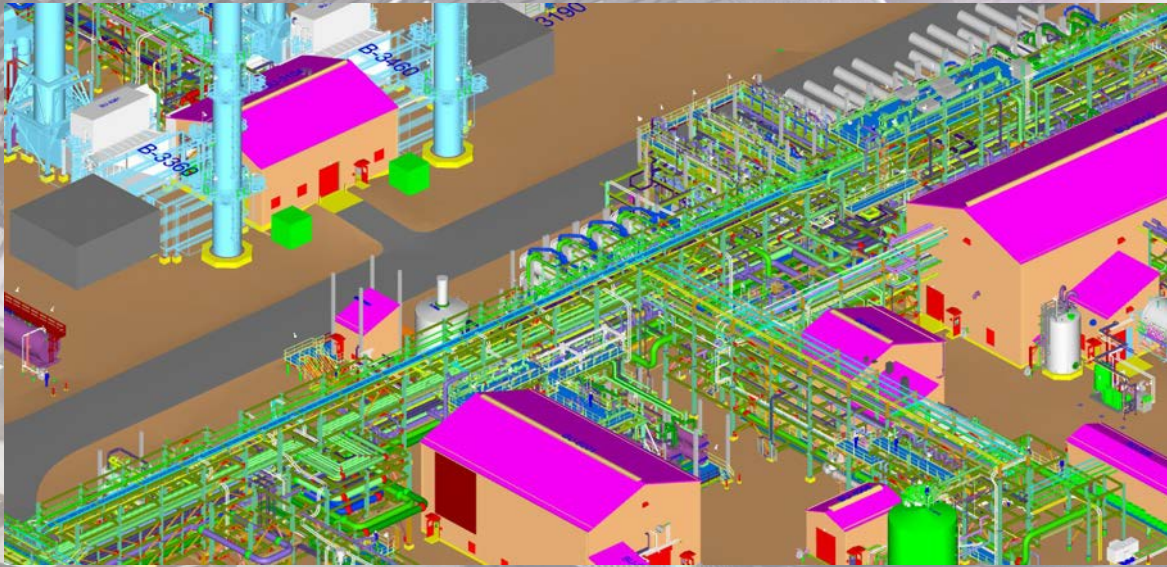
The Lumisave Advantage

- *Assembled and Inspected for Quality in Canada!*
- *Available in AC voltages from 110V to 480V*
- *Rated 150 Lumens/Watt Output on our Samsung Chips*
- *80,000+ Hours LED lifespan*
- *Hazardous Location Certified for Class I Div 1/Zone 1, Div 2/Zone 2, Class II Div 2 & Class III Div 2*
- *5 year replacement warranty*
- *Ability to customize each order based on each customer's specific needs*
- *Rugged, weather proof design ready to tackle the harshest climates, see our FL395 frozen in a block of ice below*



Lighting Design Made Easy

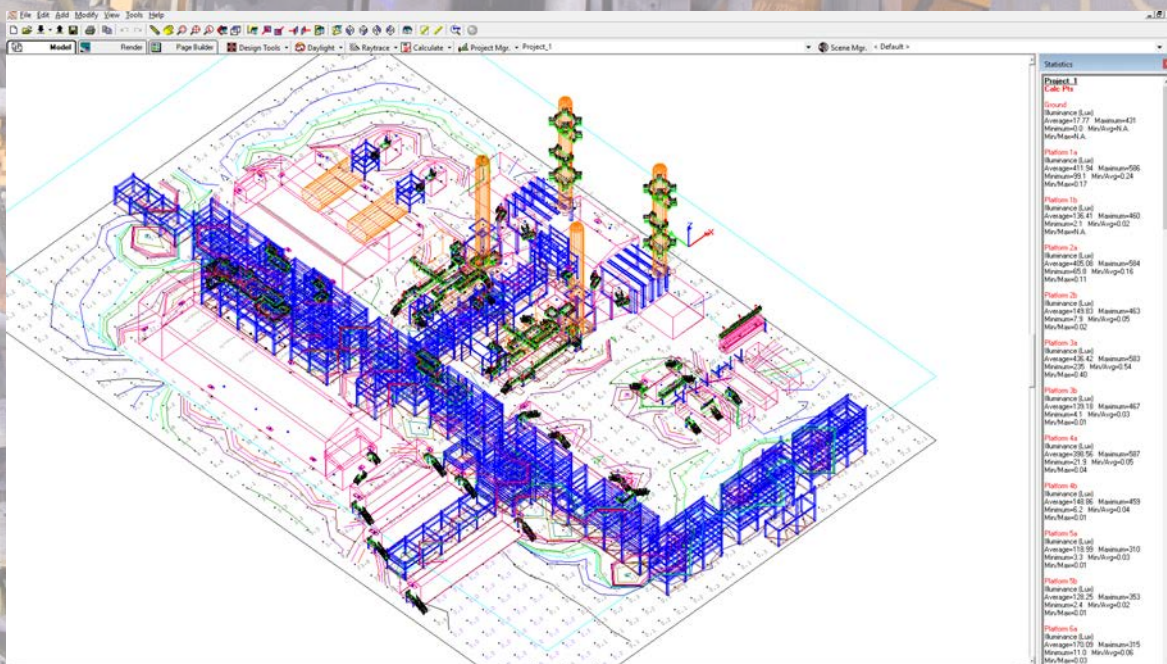
PRELIMINARY REVIEW



Engineering Provided 3D Site Renderings

Working closely with various EPCs over the years, Lumisave has provided extensive lighting design assistance for various large scale industrial projects. When provided with the site NavisWorks or SP3D drawings, site specific lighting requirements & lighting target levels, Lumisave can provide detailed 3D lighting design & rendering services to ensure our products performance for any industrial project.

PRELIMINARY LIGHTING DESIGN



Preliminary Lighting Design in AGL32

With site specifications (target lighting levels, site drawings) in place, our team will recreate site specific conditions within our lighting design software. With the recreated site in place, lighting placement and design begins to achieve target lighting levels.



LumisaveTM

www.lumisave.com

2098 Robertson Road
Prince George, BC, V2N 1X6
1-855-563-7284