

**BL550-G2 SERIES**



-40°C / +40°C



**FEATURES**

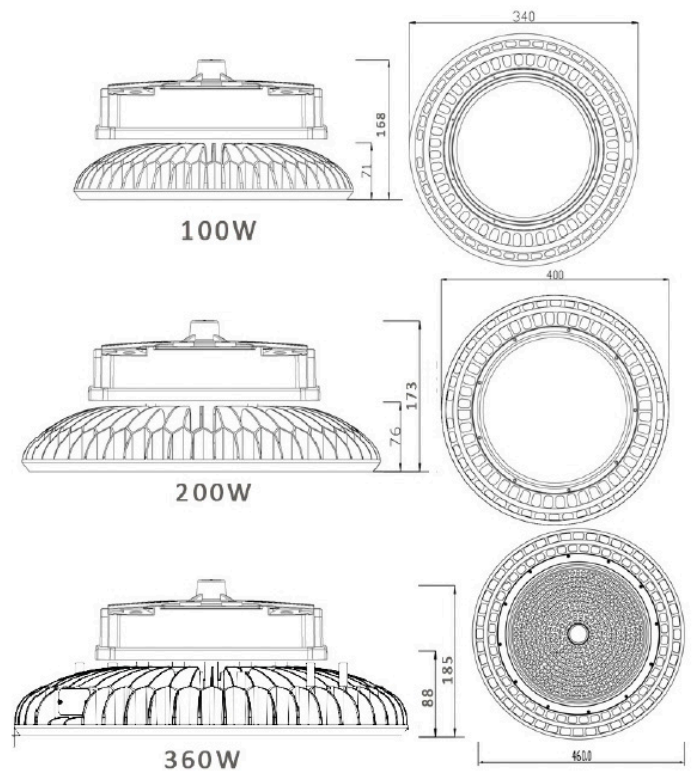
- High Powered LED Bay Light
- Designed for use in Commercial & Industrial Environments
- Up to 140 Lumen per Watt
- Internal Wiring Compartment
- Heavy Industrial Safety Chain
- 5-Year Standard Warranty

This new LED bay light fixture has been built from the ground up by Lumisave with our customers in mind. Combining customer feedback and suggestions, along with the Lumisave product quality, the goal was to create a fixture which offers a perfect solution for various high bay and low bay lighting needs. Designed with our Industrial background in mind, the BL550-G2 Series can handle the harsh conditions of various industries.

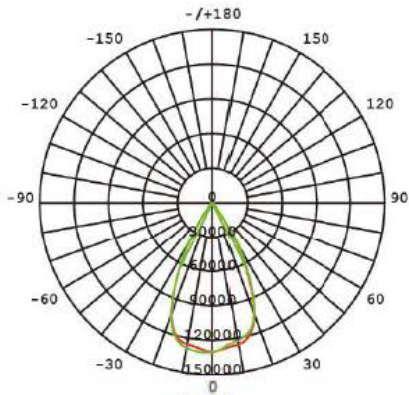
**TECHNICAL SPECIFICATIONS**

VOLTAGE	108-380VAC
WATTAGE	100W/200W/360W
LED LUMINOUS EFFICIENCY	140 (LM/W) (RATED)
MAX LUMEN OUTPUT	50,000LM
COLOUR TEMPERATURE	3000K-5700K (5000K STANDARD)
COLOUR RATING INDEX	Ra>70
LENS	INDUSTRIAL GRADE POLY-CARBONATE
PROTECTION	Wet location IP66
LED CHIP	PHILIPS 3030
LED DRIVER	HIGH EFFICIENCY
WORK TEMPERATURE	-40°C to +40°C
WORK HUMIDITY	15% to 95% RH
CHIP LIFE EXPECTANCY	80000 Hrs
FIXTURE	Powder Coating Aluminum Alloy Housing
WEIGHT	3.5 - 9KG

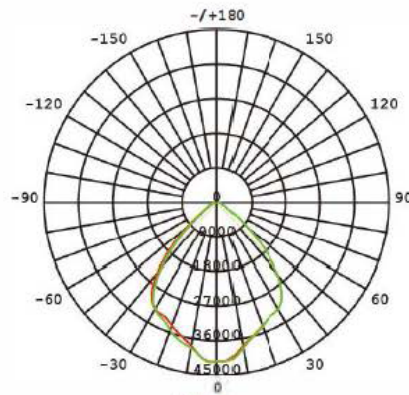
**DIMENSIONS**



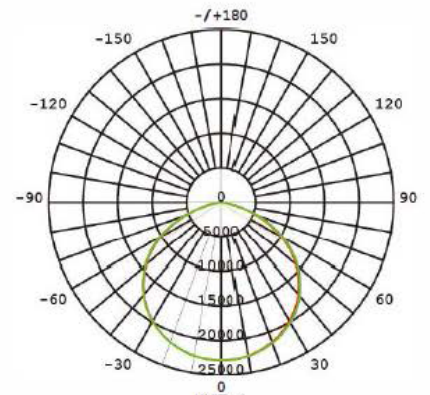
**OPTICS**



60° (NARROW)



90° (MEDIUM)



120° (WIDE)

**MOUNTING**

- HOOK MOUNT
- PENDANT MOUNT
- STANDARD BRACKET



**ORDERING INFORMATION**

PROJECT NAME	PROJECT LOCATION	COMMENTS	PREPARED BY

PART NUMBER EXAMPLE: LS-BL550-G2-100W-MV-LW-MH

MODEL	WATTAGE	VOLTAGE	OPTICS	MOUNTING	ACCESSORIES
-	-	-	-	-	-
LS-BL550-G2	100W 200W 360W	UNV 120-347VAC	LW - WIDE BEAM (120°) LM - MEDIUM BEAM (90°) LN - NARROW BEAM (60°)	MH - HOOK MP - PENDANT MS - STANDARD	BLANK - N/A SN - MOTION SENSOR