




INDUSTRIAL FLOOD LIGHT FL370 SERIES

70W



FL370 INDUSTRIAL FLOOD LIGHT

When a long life lamp is required, please consider our FL370 series. Customizable options such as lenses, mounting and voltage make our product fit each of our customer's needs. The FL370 is one of the roughest and toughest products in our lineup. The FL370 is customizable to meet all applications.

**Class I, Div 2-T3A, Class I, Zone 2-T3A
Class II & III, Div 2-T5**

TECHNICAL SPECIFICATIONS

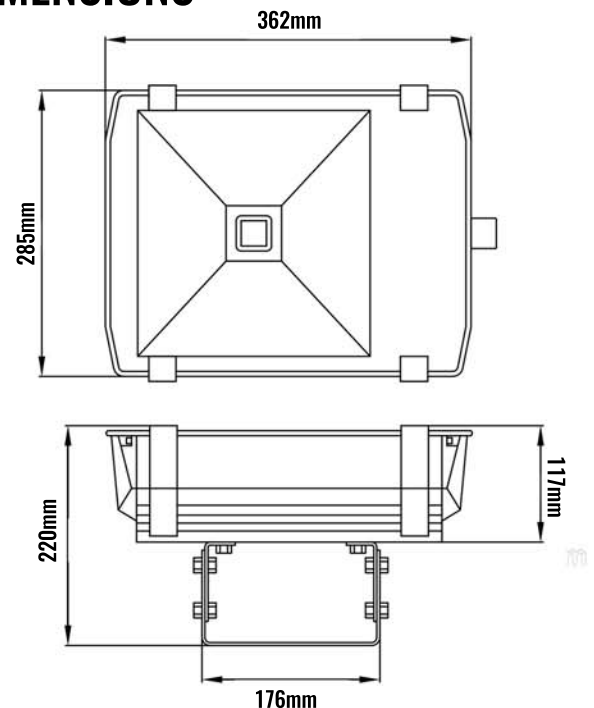
VOLTAGE	120-277V or 347-480V
POWER FACTOR	≤ 95%
LED LUMINOUS EFFICIENCY	150 (LM/W)
MAX LUMEN OUTPUT	7942 LM
COLOUR TEMPERATURE	5000K
COLOUR RENDERING INDEX	Ra>70
LENS	Lexan/Tempered Glass
PROTECTION	Wet Location IP65
FREQUENCY	50/60Hz

LED CHIP	SAMSUNG LH351B LED
LED DRIVER	MEANWELL
MAXIMUM INTENSITY ANGLE	≥ 120 Degree
WORK TEMPERATURE	-40°C to +40°C
WORK HUMIDITY	10% to 95% RH
CHIP LIFE EXPECTANCY	80,000 Hours
FIXTURE	Black Aluminum Alloy Housing
WEIGHT	9.5kg
APPROVED	ETL Listed Tested To CSA and UL Standards DesignLights Consortium (DLC) Qualified Product

APPLICATIONS

Any industrial application, indoor and outdoor flood, wall pack and ceiling lighting applications. For use where long life lamp source is required, medium to high mounting applications, wet & dry locations, high vibrations, wall & pole mounting, low clearance and mobile equipment.

DIMENSIONS



www.lumisave.com


LUMISAVE INDUSTRIAL LED TECHNOLOGIES LTD.

1-855-563-7284

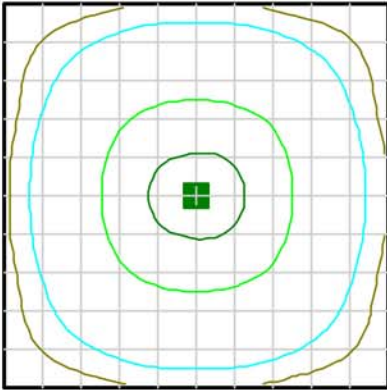


INDUSTRIAL FLOOD LIGHT FL370 SERIES

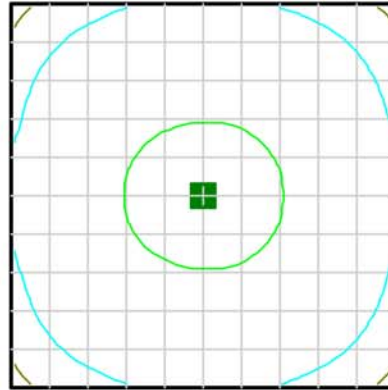
70W



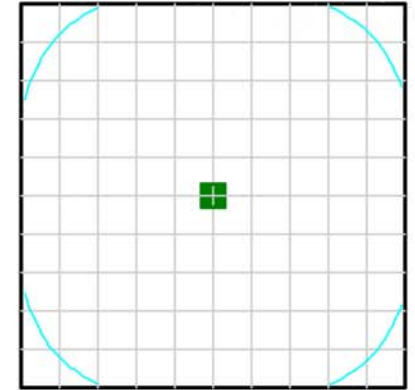
PHOTOMETRY



■ 20 fc ■ 10 fc ■ 1 fc
■ 15 fc ■ 5 fc ■ 0.5 fc
 Fixture mounted @ 15ft | Calculation grid 50ft x 50ft

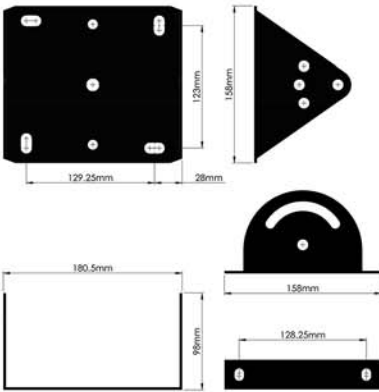


■ 20 fc ■ 10 fc ■ 1 fc
■ 15 fc ■ 5 fc ■ 0.5 fc
 Fixture mounted @ 20ft | Calculation grid 50ft x 50ft



■ 20 fc ■ 10 fc ■ 1 fc
■ 15 fc ■ 5 fc ■ 0.5 fc
 Fixture mounted @ 25ft | Calculation grid 50ft x 50ft

MOUNTING



STANDARD BRACKET



MAGNETIC MOUNT



SLIP FITTER



END CAP BRACKET

ORDERING INFORMATION

PART NUMBER EXAMPLE: LS-FL370-70W-MV-LT-W7-BS-HO

LS-FL370-

WATTAGE

70W

VOLTAGE

MV 120-277V
HV 347-480V

LENS

LT TEMPERED GLASS
LX CLEAR LEXAN
LTF FROSTED GLASS
LXF FROSTED LEXAN

CABLE WHIP

W7 7' WHIP
W(X) CUSTOM WHIP

MOUNTING

BS STANDARD BRACKET
BH HEAVY DUTY BRACKET
BE ENDCAP BRACKET
BC CUSTOM BRACKET

HAZLOC

HO NON HAZARDOUS
H1 HAZARDOUS